

FINANCIAL REPORTING



VETERANS OF FOREIGN WARS.

Table of Contents
Financial Reporting

Uniform System of Post Records and Accounts	2
Receipts, Expenditures and Distribution.....	4
Miscellaneous Receipt Form.....	6
Monthly Financial Statement	7
Quartermasters Detail of Receipts & Disbursements.....	8
Post Trustees' Report of Audit.....	10

Financial Reporting

The Uniform System of Post Records and Accounts is a system that has been in use for many years by many VFW Posts with exceptional results. This system is the preferred method of record keeping; however, as technology continues to develop, many VFW Post are transitioning electronic-based methods utilizing differing types of accounting software.

Quartermasters utilizing these methods must ensure that the basic principles of the Uniform System of Post Records and Accounts are not lost and that all electronic records are routinely backed-up.

Uniform System Ledger of Post Records & Accounts

The Receipts, Expenditure and Distribution Ledger (Item #4204); better known as the Post Ledger or Quartermaster's Ledger, is the most important financial record of the Post. It provides a means of maintaining uniform records of the financial transactions of the Post. When properly used, it is simple to maintain. It provides an easily understood record of the Post's financial condition and enables quick and accurate audits of the Post funds. The balance shown in the ledger at the end of the month must be in agreement with the bank statement(s), checkbook(s) and with the receipt book and vouchers/orders.

The ledger contains various rows and columns for specific entry; each row represents a specific transaction and explains the when, who, why, how of each receipt and disbursement. It further explains, in detail, how each is distributed throughout the Post's funds.

The first four column headings of our ledger are:

DATE: Represents the day and month the transaction was entered.

FROM OR TO: Represents the individual, group, or corporation to which the transaction is associated with.

REASON: Represents the transactions purpose such as donation, mortgage, or member dues.

RECEIPT OR CHECK NO.: Represents how the transaction was sent or received. This may be a check number, transaction number, receipt number.

The next column heading of the ledger is **CASH AND BANK** and has a subheading of **RECEIVED** and **EXPENDED**. **CASH AND BANK** represents the amount of the transaction. Thus the total amount received is entered in the **RECEIVED** portion of the **CASH AND BANK** column and the total amount expended is entered in the **EXPENDED** portion of the **CASH AND BANK** column.

The next column headings of our ledger contain **NATIONAL AND DEPARTMENT DUES, APPLICATION FEES, and POST GENERAL FUND, and POST DUES RESERVE FUND*** (additional blank columns exist to allow for extra funds as required). These columns represent how transactions listed in the **CASH AND BANK** column are distributed between Post funds. Each heading is again separated into two columns titled **RECEIVED** and **EXPENDED** and are recorded as appropriate.

Each column is totaled at the bottom of the page, showing the amounts of all receipts and expenditures and the funds balance (net). This allows for the Quartermaster, at a regular Post meeting, to give a no frills financial report.

**Note: The Post Dues Reserve Fund is no longer required; however, as many Posts still utilize this fund it has been retained on the ledger form.*

The illustration of the ledger (example 1) will give you a general knowledge in making entries. The entries on the illustrated ledger are the most common ones used by the majority of Posts. Larger Posts or those with club facilities may have many more entries. The ledger should be balanced at the end of each page and at the end of the month. This will assist the Post Trustees in auditing the books.

1. Top line shows amount of cash in the bank brought over from the previous month and the breakdown of the money into different funds. Entries in the left columns (date) is self-explanatory. The next two columns require that the Quartermaster show from whom the money was received or to whom money was paid and the reason it was received or paid.
2. Dues receipts often cause problems for a new Quartermaster. The full amount for National and Department dues is entered under this heading. The National Bylaws state that not less than one-half of the Post's part of the dues will be placed in the Dues Reserve Fund, and that no expenditures will be paid from this fund. The Dues Reserve Fund will be transferred to the General Fund on July 1.
3. The Ledger sheet is closed out at the end of each month. This is done by adding each column and entering the figure at the end of each column. Subtracting expenditures in each fund from the received column will provide the net in each fund. The total of the net figures in each fund should be the same figure as shown in the **CASH AND BANK** column.
4. If the figure shown under **CASH AND BANK** is the same as shown in your checkbook stub and the bank statement, your books are in order.

It is important that the Post Quartermaster's records are neat and in order at all times, and that all bills and receipts are filed by month. It is also advisable if the Post uses a large checkbook, that the returned cashed checks be attached in the checkbook to the corresponding check stub.



Post Quartermaster's Receipt

DATE		FROM OR TO	REASON	RECEIPT OR CHECK NO.	CASH AND BANK		NATIONAL AND DEPARTMENT DUES		APPLICATION FEES	
MO.	DAY				RECEIVED	EXPENDED	RECEIVED	EXPENDED	RECEIVED	EXPENDED
04	1	Brought Forward			2 7 8 6 21					
04	2	Adam Furst	Cont. dues		4 3 00			3 1 00		
04	4	R.J. Thomas	Cont. dues		4 3 00			3 1 00		
04	7	Ben Karnes	New Mbr. dues		4 3 00			3 1 00		
04	7	City Power and Light	Light Bill	101		9 4 53				
04	10	J.C. Burton	Cont. dues		4 3 00			3 1 00		
04	12	Ed Hurn	Reins. dues		4 3 00			3 1 00		
04	14	Ken Price	Life Mbr. fee		2 6 5 00					
04	14	First Natl. Bank	Mortgage	102		2 0 0 00				
04	16	Curtis Hoyle	New Mbr. dues		4 3 00			3 1 00		
04	20	National Headquarters	Life Mbr. transmittal	103		2 6 5 00				
04	20	Post Dinner	tickets		2 1 5 50					
04	20	National Headquarters	Cont. Member dues	104		9 3 00		9 3 00		
04	21	Auxiliary	donation		5 0 00					
04	23	Chris Smith	New Member dues		4 3 00			3 1 00		
04	23	John Boyd	Rein. dues		4 3 00			3 1 00		
04	25	Water Company	Water Bill	105		6 3 75				
04	28	National Headquarters	New/Rein. dues	106		1 5 5 00		1 5 5 00		
<i>Receipt and Expenditure</i>					3 6 6 0 71	8 7 1 28	2 4 8 00	2 4 8 00		
<i>Net</i>					2 7 8 9 43		- 0 -		- 0 -	

Example 1


Pictured: Receipts, Expenditure and Distribution Ledger Page

Miscellaneous Receipt Form

(Example 2)

Each Post Quartermaster should be equipped with the forms and records incident to the office. One form being the Miscellaneous Receipts Form (Item #4200.)

It is of the utmost importance that proper receipts are issued for ALL money received including donations and dues.

	Veterans of Foreign Wars of the U.S.	
	POST NO. <u>14001</u>	
	MISCELLANEOUS RECEIPT NO. <u>221</u>	
	DATE <u>4/02</u> 20 <u>XX</u>	
RECEIVED FROM	<u>Adam Furst</u>	<u>5901 Here St.</u>
	NAME	ADDRESS
TEL. NO. <u>382-5264</u>	<u>Gordtown, USA</u>	
AMOUNT <u>\$43.00</u>	FOR <u>Continuous Dues</u>	
AUDITED	NOTE: THIS RECEIPT DOES NOT TAKE THE PLACE OF AN OFFICIAL MEMBERSHIP CARD.	<u>Joe Honest</u> QUARTERMASTER
POSTED PAGE		

Example 2

Monthly Financial Statement **Quartermaster's Detail of Receipts & Disbursements** (Example 3)

The Detail of Receipts and Disbursements (Item #4208) is not intended to replace the Receipts, Expenditure and Distribution Ledger. It is a form designed to assist Post Quartermasters in the listing of Receipts and Disbursements between and during Post meetings for the purpose of providing Post Trustees and the Post Adjutant with a continuous record of the financial operation of the Post.

All receipts and disbursements must be itemized in detail. Once completed the original (and copies) must be turned over to the Post Trustees for examination and audit. The Post Trustees:

1. Must ascertain if all receipts and disbursements have been properly listed and that properly approved vouchers/orders are in evidence to cover and authorize all disbursements.
2. Ensure all checks are properly signed (countersigned by the Post Commander if required by the Post Bylaws.)
3. Must satisfy themselves that the receipts of the previous meeting have been properly deposited in the bank by examining the bank receipted deposit slip.
4. Upon examination and audit of the statement, if found to be correct, they should so certify by placing their signatures thereon.

Distribution of this form is as follows: The triplicate or yellow copy should be given to the Post Adjutant so the information appearing thereon may be included in the minutes of the meeting. The original or white copy should be returned to the Post Quartermaster in exchange for the duplicate or blue copy. The duplicate or blue copy should be retained by the Trustees to verify and assist them in their quarterly audit of the Quartermaster's books.

Section 218 of the Manual of Procedure mandates Post Trustees to make quarterly audits of certain records and to submit proper reports thereof. Any negligence on their part in complying will make them (Trustees) individually and collectively liable for any loss the Post may suffer. Although the Trustees may not actually misuse Post funds, they do become, in case of loss, accessory to the act by reason of not performing their duties as prescribed by law and in accordance with their obligation. Keep in mind that bonding company liability is contingent with the compliance of VFW Bylaws by Post officers.

More efficient, capable and loyal Post Trustees will reduce the number of claims to the bonding company.

An honest, accountable officer never has to be forced to render a report and always welcomes an inspection of his records.

Authority to Disburse

A Quartermaster may NOT disburse the funds of the Post without receiving proper authority from that Post by action on the floor at a regular or special meeting and the approval of the Post Commander. The Uniform System of Records and Accounts provides for a voucher which must be used. This simply means an approved paper voucher/order must be made for presentation to the Post for consideration of payment. Bills are presented to the Post for action before they are paid, except where circumstances do not permit a prior presentation. The bills must be clearly explained and in detail so every Post member will know the situation when called upon to vote. When the Post votes approval, the Post Adjutant prepares the voucher/order, has it properly signed by the person so designated and presents it to the Post Quartermaster for payment. Unless this is done, the Quartermaster is without authority to pay. When approved by the Post and properly signed by the Post Commander, it is the authority for the Post Quartermaster to disburse funds in the amount designated on that voucher/order.




The returned check properly endorsed is proof the money has been paid. In this manner, the Quartermaster has authority to pay and also proof that payment has been made. Vouchers/Orders must be carefully and permanently filed, and cashed checks accounted for properly, audited and filed for future reference, with correct notations in your books. This is what is known as a clear record and, as a good Quartermaster, you should never operate any other way.

Vouchers/Orders

The initial voucher/order must be self-explanatory and show clearly to whom the money is to be paid, how much is to be paid and for what, set forth in detail. It must also carry the correct signatures as required by the Bylaws and the Post. If the payment is reimbursement for expenditures already made, the voucher/order must be supported by the receipted bills made in detail. If it is for a bill being presented for payment, the itemized bill must accompany the voucher/order and remain a part of that voucher/order in the permanent file.

Always keep this in mind. You can never have too much proof for the proper receipt and disbursement of funds, because doubt can attach to any person, despite a record of probity and honesty. A Quartermaster may, with or without cause, be called upon at any time to account for stewardship. Never honor a voucher marked "miscellaneous expense." If such expense cannot be detailed and itemized for Post approval, you are not required to make that disbursement.

The VFW Draft Book (Item #4211) is a great way to control the voucher and payment order process.

POST NO. <u>14001</u> DRAFT NO. <u>63</u> <u>April 7</u> 20 <u>XX</u> TO <u>City Power and Light</u> FOR <u>electric bill</u>	<table style="width: 100%; border: none;"> <tr> <td style="width: 50%; border: none;"> POST NO. <u>14001</u> </td> <td style="width: 50%; border: none;"> DRAFT NO. <u>63</u> </td> </tr> <tr> <td colspan="2" style="text-align: center; border: none;"> VETERANS OF FOREIGN WARS OF THE UNITED STATES </td> </tr> <tr> <td style="border: none;"> TO THE QUARTERMASTER PAY TO THE ORDER OF <u>City Power and Light</u> </td> <td style="border: none; text-align: center;">  </td> </tr> <tr> <td style="border: none;"> THE SUM OF <u>Ninety-four and 53/100</u> </td> <td style="border: none; text-align: right;"> <u>April 7</u> 20 <u>XX</u> \$ <u>94.53</u> </td> </tr> <tr> <td style="border: none;"> FOR <u>electric bill</u> </td> <td style="border: none;"></td> </tr> <tr> <td style="border: none; text-align: center;"> TRUSTEE _____ </td> <td style="border: none; text-align: center;"> <u>Ken Price</u> COMMANDER </td> </tr> <tr> <td style="border: none; text-align: center;"> TRUSTEE _____ </td> <td style="border: none; text-align: center;"> <u>M. Manner</u> ADJUTANT </td> </tr> </table>	POST NO. <u>14001</u>	DRAFT NO. <u>63</u>	VETERANS OF FOREIGN WARS OF THE UNITED STATES		TO THE QUARTERMASTER PAY TO THE ORDER OF <u>City Power and Light</u>		THE SUM OF <u>Ninety-four and 53/100</u>	<u>April 7</u> 20 <u>XX</u> \$ <u>94.53</u>	FOR <u>electric bill</u>		TRUSTEE _____	<u>Ken Price</u> COMMANDER	TRUSTEE _____	<u>M. Manner</u> ADJUTANT
POST NO. <u>14001</u>	DRAFT NO. <u>63</u>														
VETERANS OF FOREIGN WARS OF THE UNITED STATES															
TO THE QUARTERMASTER PAY TO THE ORDER OF <u>City Power and Light</u>															
THE SUM OF <u>Ninety-four and 53/100</u>	<u>April 7</u> 20 <u>XX</u> \$ <u>94.53</u>														
FOR <u>electric bill</u>															
TRUSTEE _____	<u>Ken Price</u> COMMANDER														
TRUSTEE _____	<u>M. Manner</u> ADJUTANT														

Post Trustees' Report of Audit

The preparation and completion of the Post Trustees' Report of Audit (Item #4214) at the end of each quarter is the duty and responsibility of the Post Trustees. In those instances, where, upon recommendation of the Post Trustees and authorization by the Post, qualified accountants are engaged to perform the quarterly audit, it continues to be the duty and responsibility of the Post Trustees to submit the Post Trustees' Report of Audit as set forth in the Bylaws. As Quartermaster you must insist on its completion.



TRUSTEES' REPORT OF AUDIT of

The Books and Records of the Quartermaster and Adjutant of 14001
(District/County Council/Post No.)
Department of XX for the Fiscal Quarter ending June 30, 20 XX

FISCAL QUARTERS: Jan 1 to March 31 April 1 to June 30 July 1 to Sept. 30 Oct. 1 to Dec. 31

FUNDS:	Net Cash Balances at Beginning of 9. Quarter		Receipts During Quarter 10.		Expenditures During Quarter 11.		Net Cash Balances at End of Quarter 12.	
1. National and Department Dues (Per Capita Tax)	\$	00	\$	558 00	\$	558 00	\$	00
2. Admission or Application Fees (Department)		00		00		00		00
3. Post General Fund		1341 32		3828 16		2416 42		2753 06
4. Post Relief Fund (Poppy Profits, Donations, etc.)		134 89		2424 54		546 00		2013 43
5. Post Home or Building Fund (Including Savings but Not Real Estate)		710 00		555 00		125 46		1139 54
6. Post Canteen or Club Fund		4900 00		2863 41		1314 89		6448 52
7. Other								
Life Membership		00		265 00		265 00		00
8. Bonds and Investments Not Credited to Funds		20000 00		16 88		00		20016 88
13. TOTALS:	\$	27086 21	\$	10510 99	\$	5225 77	14. \$	32371 43

15. OPERATIONS	
Have required payroll deductions been made?	<u>Yes</u>
Have payments been made to the proper State and Federal agencies this quarter?	<u>Yes</u>
Have sales taxes been collected and paid?	<u>Yes</u>
Are club employees bonded?	<u>Yes</u>
Amount of outstanding bills	\$ <u>0</u>
Value of Real Estate	\$ <u>250,000</u>
Amount of liability insurance	\$ <u>1,000,000</u>
Owed on Mortgages and Loans	\$ <u>0</u>
Value of Personal Property	\$ <u>50,000</u>
Amount of Property Insurance	\$ <u>300,000</u>

16. RECONCILIATION OF CASH & INVESTMENTS	
General Fund Checking Account	
Ending Balance Per Bank Statement	\$ <u>12782.21</u>
Less: Outstanding Checks	<u>427.66</u>
Plus: Deposits in Transit	<u>0</u>
Account Balance	<u>12354.55</u>
Other Checking Accounts (if applicable)	
Ending Balance Per Bank Statement	\$ <u>0</u>
Less: Outstanding Checks	<u>0</u>
Plus: Deposits in Transit	<u>0</u>
Account Balance	<u>0</u>
Savings Account Balance	<u>0</u>
Cash on Hand	<u>0</u>
Total Cash	<u>0</u>
Bonds and Other Investments	<u>20,016.88</u>
Total Cash and Investments	<u>\$ 32371.43</u>

17. TRUSTEES' AND COMMANDER'S CERTIFICATE OF AUDIT

Date July 15, 20 XX

This is to certify that we (or qualified accountants) have audited the books and records of the Adjutant and Quartermaster of 14001
(District/County Council/Post No.)
for the Fiscal Quarter ending June 30 in accordance of the National Bylaws and that this Report is a true and correct statement thereof to the best of our knowledge and belief. All Vouchers and Checks have been examined and found to be properly approved and checks properly countersigned:

Post Quartermaster Joe Honest
(Name)
Gordtown, USA
(Address)

Signed Dottie Best Trustee
Signed Sammy Ducan Trustee
Signed Adam Furst Trustee

This is to certify that the Office of the Quartermaster is bonded with ABC BONDING CO. in the amount of \$ 50,000 until September 30, 20 XX, and that this Audit is correctly made out to the best of my knowledge and belief.

Signed: Ken Price Commander

Trustees' Report of Audit Form

It is the responsibility of the Trustees to ensure the Trustees' Report of Audit form is properly completed. The top of the form identifies the Post, its location and the quarter being audited. Below is an explanation of each block:

- #1-8 **FUNDS:** Listed are those funds most likely to be carried by a VFW Post, District or County Council. Any special funds may be added in the blank spaces. A "fund" is an account which normally has both income and expenditures. In most cases, just about all of your miscellaneous expenditures (community service, youth activities, expenses, etc.) are chargeable to your general fund and most miscellaneous income (proceeds from fund-raising activities, dues, etc.) are credited to your general fund.
- #9 **NET CASH BALANCES AT BEGINNING OF QUARTER:** The figures in this column are obtained from different funds as listed in your ledger. The individual items in this column as well as the total at the bottom of the column should be the same as the ending balances of the previous quarter.
- #10 **RECEIPTS DURING QUARTER:** The figures in this column are obtained by adding the amount shown in your ledger for the three months. This should include items transferred into a fund from another fund during the quarter.
- #11 **EXPENDITURES DURING QUARTER:** The figures in this column are obtained by adding the expenditures for each month. Include items transferred out of another fund during the quarter.
- #12 **NET CASH BALANCE AT END OF QUARTER:** The figures in this column are obtained by adding items 9 & 10 and subtracting items 11.
- #13 **TOTALS:** The figures in this line are obtained by adding the totals of items 9 & 10 and subtracting item 11 – you should arrive at the same by adding item 14.
- #14 **TOTALS:** Total should equal item 9 plus item 10 minus item 11.
- #15 **OPERATIONS:** Answer questions as applicable.
- #16 **RECONCILIATION OF CASH & INVESTMENTS**

Ending Balance Per Bank Statement

Enter ending balance shown on bank statement.

Less: Outstanding Checks	Total checks written on or before the date of the bank statement that are not on the bank statement.
Plus: Deposits in Transit	Total deposits made on or before the date of the bank statement that are not on the bank statement.
Account Balance	Subtract outstanding checks and add deposits in transit from the ending balance per the bank statement. This should agree with the balance in your checkbook/ledger.
Savings Account Balance	Enter balances of any savings accounts.
Cash on Hand	Amount of money on hand that has not been included in "Outstanding Deposits" above.
Total Cash	Add all amounts in this column.
Bonds and Other Investments	Enter cost value of bonds and other investments.
Total Cash and Other Investments	Add Bonds & Other Investments line to Total Cash line. This figure should be the same as the amount in Box 14.

#17 **TRUSTEES' AND COMMANDER'S CERTIFICATE OF AUDIT:** Enter the date the audit is prepared, the Post name and number and the quarter for which the audit is prepared. The Post Commander and Trustees must sign the Audit prior to submittal to the Department. Enter the name of the Post Quartermaster, the name of the bonding company, the amount of the bond and the expiration date of the bond.

Remember, it is the duty of the Post Trustees to conduct the quarterly audits. It is the duty of the Commander to see that audits are made.

The completed form, with the signature of the Post Trustees to attest to its accuracy, together with the signature of the Post Commander, should be forwarded to the Department Quartermaster. The Post Trustees should also sign the General Ledger at the ending point of the current audit period.